


Welcome to



PAINTING 2

► 2016 – 2017 Syllabus

Ms. Lindsey Foushee | Room #130 | MsFousheesArtRoom.weebly.com
lfoushee@wcpss.net | Remind.com: @msfpaint2


This 9-week class will use the skills you learned in Painting 1. The goals of Painting 2 are to use these skills to create space and form, and to use Art Criticism to critique the work of yourself & others. Our Art History focus will be on Impressionism and Post-Impressionism from the late 1800s.

What you already know...

- essential paint vocabulary
- using tempera & watercolor paints
- color mixing
- color schemes


Materials needed DAILY:

- A pencil & eraser
- Your sketchbook
- A positive attitude




In this class you will...

- Use art knowledge & personal experiences to make art
- Complete 4 artistic works
- Prepare your art for presentation and display
- Convey meaning through artistic choices
- Interpret meaning & evaluate artwork
- Critique your own artwork & the work of others
- Use tempera, watercolor, and acrylic painting techniques



Assignments & Grading:

- Grades are averaged using SCHOOL-WIDE WEIGHTS.
- About every 2 weeks, we will begin a new project. You are responsible for making sure all your work is turned in! Work that is more than 1 week late loses a letter grade.
- You will earn 100 pts per half-quarter for both daily participation & completing warm-up assignments.



NEED TO KNOW

We will be using some permanent media in this class.
Wear old shoes & an apron!

100-pt Projects Graded On:
Meeting project criteria
Composition
Technique/Media Use
Craftsmanship