



PRINTMAKING

► 2016 – 2017 Syllabus

Ms. Lindsey Foushee | Room #130 | MsFousheesArtRoom.weebly.com
lfoushee@wcpss.net | Remind.com: @msfprint


This 9-week class will introduce you to the unique art process of printmaking. The goals of Printmaking are to learn 4 printing techniques, focusing on the Art Elements shape, color, and line. Instead of one major art history lesson, we will look at the development of printmaking throughout history.

What you already know...

- Elements of Art & Principles of Design
- Identify line & drawing vocab
- Practice problem-solving & creative thinking


Materials needed DAILY:

- A pencil and eraser
- Your sketchbook
- A positive attitude!



In this class you will...

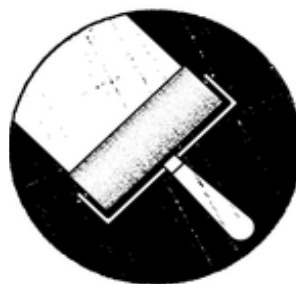
- Learn about printmaking techniques:
 - *Monoprint*
 - Stamping
 - Monoprint vs. Monotype
 - Collograph
 - Nature Prints
 - Monoprint paintings
 - *Relief*
 - Reductive Prints (multi-color process)
 - Linocut
 - *Intaglio*
 - *Stenciling/ Screenprint*
- Complete 5 artistic works
- Prepare art for presentation and display
- Critique your own artwork & the work of others



Assignments & Grading:

- Grades are averaged using SCHOOL-WIDE WEIGHTS.
- About every 1-2 weeks, we will begin a new project in class. You are responsible for completing and turning in your assignments on time. Work more than 1 week late loses a letter grade.

Due dates for current and completed projects are posted on MsFousheesArtRoom.weebly.com



Grading Criteria:

Projects Graded On:
Meeting project criteria
Composition
Technique/Media Use
Craftsmanship