



Welcome to

# PRINTMAKING

► 2016 – 2017 Syllabus

Ms. Lindsey Foushee | Room #130 | [MsFousheesArtRoom.weebly.com](http://MsFousheesArtRoom.weebly.com)  
lfoushee@wcpss.net | Remind.com: @msfprint


This 9-week class will introduce you to the unique art process of printmaking. The goals of Printmaking are to learn 4 printing techniques, focusing on the Art Elements shape, color, and line. Instead of one major art history lesson, we will look at the development of printmaking throughout history.

## What you already know...

- Elements of Art & Principles of Design
- Identify line & drawing vocab
- Practice problem-solving & creative thinking


## Materials needed DAILY:

- A pencil and eraser
- Your sketchbook
- A positive attitude!



## In this class you will...

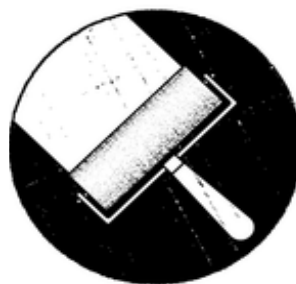
- Learn about printmaking techniques:
  - *Monoprint*
    - Stamping
    - Monoprint vs. Monotype
      - Collograph
      - Nature Prints
      - Monoprint paintings
  - *Relief*
    - Reductive Prints (multi-color process)
    - Linocut
  - *Intaglio*
  - *Stenciling/ Screenprint*
- Complete 5 artistic works
- Prepare art for presentation and display
- Critique your own artwork & the work of others



## Assignments & Grading:

- Grades are averaged using SCHOOL-WIDE WEIGHTS.
- About every 1-2 weeks, we will begin a new project in class. You are responsible for completing and turning in your assignments on time. Work more than 1 week late loses a letter grade.

Due dates for current and completed projects are posted on [MsFousheesArtRoom.weebly.com](http://MsFousheesArtRoom.weebly.com)



## Grading Criteria:

Projects Graded On:
Meeting project criteria
Composition
Technique/Media Use
Craftsmanship

# Parents' Guide to **PRINTMAKING**

► 2016 – 2017

Ms. Lindsey Foushee | Room #130 | MsFousheesArtRoom.weebly.com  
lfoushee@wcpss.net | Remind.com: @msfprint

This 9-week class will introduce students to the unique art process of printmaking. The goals of Printmaking are to learn 4 printing techniques, focusing on the Art Elements shape, color, and line. Instead of one art history- focused lesson, we will look at the development of printmaking throughout history.

## What students should already know...

- Elements of Art & Principles of Design
- Identify line & drawing vocab
- Practice problem-solving & creative thinking

## In this class students will...

- Learn about four printmaking techniques:
  - *Monoprint*
    - Stamping
    - Monoprint vs. Monotype
      - Collograph
      - Nature Prints
      - Monoprint paintings
  - *Relief*
    - Reductive Prints (multi-color process)
    - Linocut
  - *Intaglio*
  - *Stenciling/ Screenprint*
- Complete 5 artistic works
- Prepare art for presentation and display
- Critique their own artwork & the work of others

## Materials needed DAILY:

- A pencil and eraser
- A sketchbook, notebook for planning sketches is **HIGHLY** recommended
- A positive attitude!

## Dear Parents,

Printmaking can be a challenging, but interesting medium for children to learn. Please be aware of a few things this quarter regarding your student's choice of art class:

1. We will be using a very thick, pasty ink. The ink is water-based & washable, but as with all art materials, some colors may stain clothing. Aprons are available in class.

2. We will be using cutting and carving tools that are only permissible in the art room. Students who use these tools *incorrectly* could potentially suffer minor cuts, but it shouldn't be anything serious. Band-aids are available in class.

If you have any questions, please feel free to contact me; my info is listed at the top of the page.

