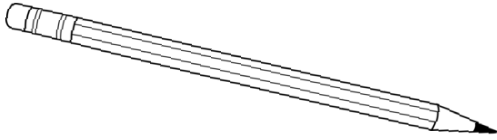


Welcome to



DRAWING 2

► Syllabus

Ms. Lindsey Foushee | Room #130 | MsFousheesArtRoom.weebly.com
lfoushee@wcpss.net | Remind.com: @msfdraw2

This 9-week class will continue building your basic drawing skills. The goals of Drawing 2 are to learn to draw space and form using 1 and 2-point linear perspective. At the end of the quarter, we'll work on drawing with color media. Our Art History focus is the Renaissance.

What you already know...

- Elements of Art
- Effects of light: Shading
- Creating Values: value scales & techniques


Materials needed DAILY:

- A **WOODEN** pencil with eraser – not mechanical!
- Your sketchbook
- A positive attitude!



In this class you will...

- Review values and shading techniques covered in Drawing 1
- Learn & practice linear perspective techniques to create form & distance
 - 1-point perspective
 - 2-point perspective
- Draw with color media
 - Pastels
 - Colored pencils




Assignments & Grading:

- Grades are averaged using SCHOOL-WIDE WEIGHTS.
- About every 2 weeks, we will begin a new project in class. You are responsible for completing and turning in your assignments on time. Work more than 1 week late loses a letter grade.
- You will earn 100 pts per half-quarter for both daily participation & completing warm-up assignments.

Student Expectations in the Art Room:

P - R - O - W - L

ZMS's PBIS Rules



Projects Graded On:
 Meeting project criteria
 Composition
 Technique/Media Use
 Craftsmanship